
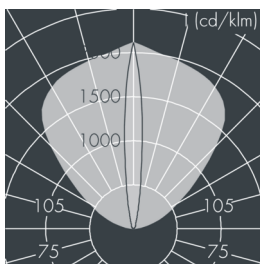
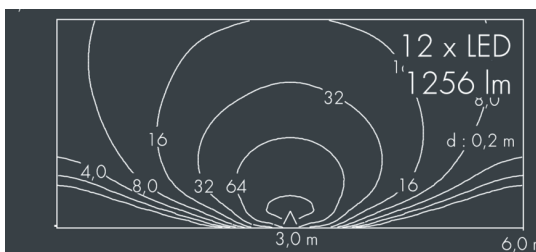


Upline linear

8 612 046 009

12 × 2,5 W, 1256 lm, 3000 K warm white,
wall washer 10° / 99°

L1 = 635 mm, L2 = 695 mm



Customized solutions and modifications are possible: Special RAL, DB or NCS colours as polyester powder coat, luminaires in 2700 K and other colour temperatures and versions for high ambient temperature.

Specification text

housing made of extruded aluminum and corrosion-resistant die-cast aluminum AlSi12, double polyester powder coated by high-quality and UV-stabilized coating process, Colour: black RAL 7021, all exterior parts are stainless steel, tempered safety glass flush with frame, anti-reflective coating from 1 side, for loads up to max. 5000 kg (according to IEC / EN 60598-2-13), silicon gasket, stainless steel cover frame and closure with stainless steel screws, cable gland: M20 (stainless steel), connecting terminal: 3 pole, integral control gear, CRI > 80, max 2 SDCM, service life L90/B10 > 50.000 h, Beam angle (FWHM): 10° / 99°, luminous flux: 1256 lm, wattage: 26 W, delivered lumens 48 lm/W, protection type IP67, protection class I, impact resistance IK09, dimensions (L×H×W): 635 × 99 × 122 mm, weight 7.7 kg

The modular luminaire design makes the replacement of components possible. The product meets the demands of the applicable EU guidelines and product safety regulations and bears the CE mark.

 IP67 IK09

Specification

Wattage	26 W	Beam angle (FWHM)	10° / 99°
Delivered lumens	48 lm/W	Housing colour	black RAL 7021
Light source	LED 3000 K	Power supply cable	Ø 6 – 13 mm
Color Rendering Index	CRI > 80	Protection type	IP67
Colour tolerance	max 2 SDCM	Protection class	I
Lifetime to 25° C	L90/B10 > 50.000 h	Impact resistance	IK09
Control gear	on / off	Dimensions	635 × 99 × 122 mm
Input voltage AC	220 – 240 V	Weight	7,70 kg
Voltage protection	2 kV L/N 4 kV L/PE		