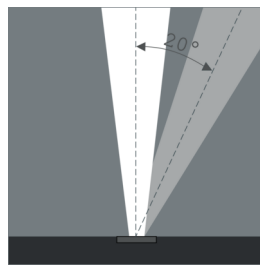
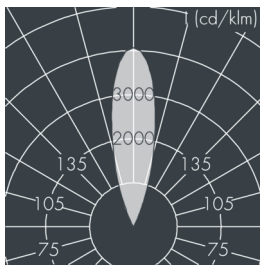
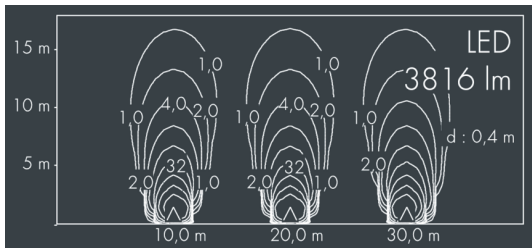


Uplight 260

8 665 115 049

40 W, 3816 lm, 4000 K neutral white,
medium wide beam, adjustable 27°



Customized solutions and modifications are possible: Special RAL, DB or NCS colours as polyester powder coat, luminaires in 2700 K and other colour temperatures and versions for high ambient temperature.

Specification text

housing of corrosion-resistant die-cast aluminum AlSi12, double polyester powder coated by high-quality and UV-stabilized coating process, Colour: black RAL 7021, all exterior parts are stainless steel, tempered safety glass flush with frame, anti-reflective coating from 1 side, with slip resistant glass, surface with square pattern print, for loads up to max. 4500 kg (according to IEC / EN 60598-2-13), silicon gasket, cover frame and closure with 6 stainless steel screws, cable gland: M20, connecting terminal: 3 pole, highly efficient anodized rotationally symmetrical reflector, lockable, tilt range: 0-20°, lockable, with Heatslide mechanism for optimal heat dissipation, 0,8 m cable Ho7RN-F3G1, integral driver (AC), CRI > 80, max 2 SDCM, service life L90/B10 > 50.000 h, Beam angle (FWHM): 27°, luminous flux: 3816 lm, wattage: 40 W, delivered lumens 95 lm/W, protection type IP68 (1,5 m), protection class I, impact resistance IK10, dimensions: Ø 260 mm, width 152 mm, weight 5.6 kg

The modular luminaire design makes the replacement of components possible. The product meets the demands of the applicable EU guidelines and product safety regulations and bears the CE and ENEC marks.



IP 68 IK 10

Specification

| | | | |
|----------------------------|----------------------|-------------------|------------------------|
| Wattage | 40 W | Beam angle (FWHM) | 27° |
| Delivered lumens | 95 lm/W | Housing colour | black RAL 7021 |
| Light source | LED 4000 K | Protection type | IP68 (1,5 m) |
| Color Rendering Index | CRI > 80 | Protection class | I |
| Colour tolerance | max 2 SDCM | Impact resistance | IK10 |
| Lifetime ta 25° C | L90/B10 > 50.000 h | Dimensions | Ø 260 mm, width 152 mm |
| Control gear | on / off | Weight | 5,60 kg |
| Input voltage AC | 120 – 277 V | | |
| Voltage protection | 6 kV L/N 6 kV L/PE | | |
| Luminaires per B16A / C16A | 16 / 28 | | |