
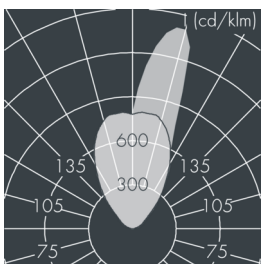
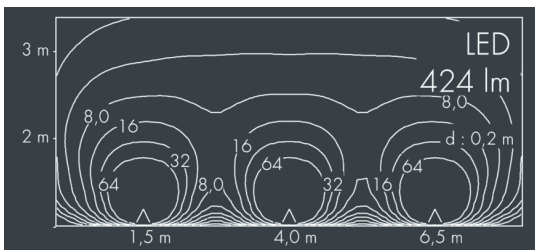


Uplight 180

8 656 016 009

11 W, 424 lm, 3000 K warm white,
wall washer, adjustable optics 30° / 75°



Customized solutions and modifications are possible: Special RAL, DB or NCS colours as polyester powder coat, luminaires in 2700 K and other colour temperatures and versions for high ambient temperature.

Specification text

housing of corrosion-resistant die-cast aluminum AlSi112, double polyester powder coated by high-quality and UV-stabilized coating process, Colour: black RAL 7021, all exterior parts are stainless steel, tempered safety glass flush with frame, anti-reflective coating from 1 side, dark screenprint, for loads up to max. 5000 kg (according to IEC / EN 60598-2-13), silicon gasket, cover frame and closure with 6 stainless steel screws, cable gland: M20, connecting terminal: 3 pole, highly efficient anodized rotationally symmetrical reflector, wall washer lens with optical structure and integral, adjustable glare shield, tilt range: 0-13°, lockable, 0,8 m cable HO7RN-F3G1, integral driver (AC/DC), CRI > 80, max 3 SDCM, service life L90/B10 > 50.000 h, Beam angle (FWHM): 30° / 75°, luminous flux: 424 lm, wattage: 11 W, delivered lumens 40 lm/W, protection type IP68, protection class I, impact resistance IK10, dimensions: Ø 180 mm, width 152 mm, weight 2.7 kg

The modular luminaire design makes the replacement of components possible. The product meets the demands of the applicable EU guidelines and product safety regulations and bears the CE and ENEC marks.



Specification

Wattage	11 W	Beam angle (FWHM)	30° / 75°
Delivered lumens	40 lm/W	Housing colour	black RAL 7021
Light source	LED 3000 K	Protection type	IP68
Color Rendering Index	CRI > 80	Protection class	I
Colour tolerance	max 3 SDCM	Impact resistance	IK10
Lifetime ta 25° C	L90/B10 > 50.000 h	Dimensions	Ø 180 mm, width 152 mm
Control gear	on / off	Weight	2,70 kg
Input voltage AC	110 – 240 V	Max. ambient temperature ta	35°
Input voltage DC	195 – 240 V		
Voltage protection	2 kV L/N 2 kV L/PE		
Luminaires per B16A / C16A	27 / 45		