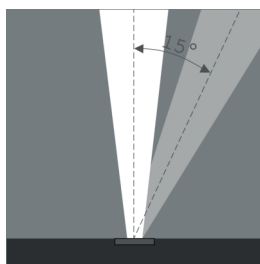
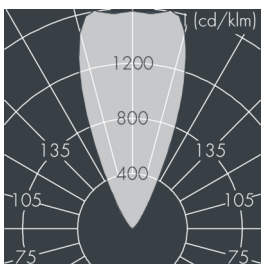
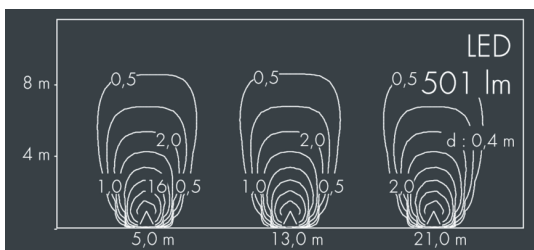


Uplight 180 S

8 654 116 059

5 × 2 W, 501 lm, 3000 K warm white,
wide beam, adjustable 46°



Customized solutions and modifications are possible: Special RAL, DB or NCS colours as polyester powder coat, luminaires in 2700 K and other colour temperatures and versions for high ambient temperature.

Specification text

housing of corrosion-resistant die-cast aluminum AlSi12, double polyester powder coated by high-quality and UV-stabilized coating process, Colour: black RAL 7021, all exterior parts are stainless steel, tempered safety glass flush with frame, anti-reflective coating from 1 side, with slip resistant glass, surface with square pattern print, for loads up to max. 5000 kg (according to IEC / EN 60598-2-13), silicon gasket, cover frame and closure with 6 stainless steel screws, cable gland: M20, connecting terminal: 3 pole, tilt range: 0-15°, lockable, precise PMMA optics, 0,8 m cable Ho7RN-F3G1, integral driver (AC/DC), CRI > 80, max 2 SDCM, service life L90/B10 > 50.000 h, Beam angle (FWHM): 46°, luminous flux: 501 lm, wattage: 10 W, delivered lumens 52 lm/W, protection type IP67, protection class I, impact resistance IK10, dimensions: Ø 180 mm, width 104 mm, weight 2.3 kg

The modular luminaire design makes the replacement of components possible. The product meets the demands of the applicable EU guidelines and product safety regulations and bears the CE and ENEC marks.



IP67 IK10

Specification

| | | | |
|----------------------------|----------------------|-----------------------------|------------------------|
| Wattage | 10 W | Beam angle (FWHM) | 46° |
| Delivered lumens | 52 lm/W | Housing colour | black RAL 7021 |
| Light source | LED 3000 K | Protection type | IP67 |
| Color Rendering Index | CRI > 80 | Protection class | I |
| Colour tolerance | max 2 SDCM | Impact resistance | IK10 |
| Lifetime ta 25° C | L90/B10 > 50.000 h | Dimensions | Ø 180 mm, width 104 mm |
| Control gear | on / off | Weight | 2,30 kg |
| Input voltage AC | 200 – 240 V | Max. ambient temperature ta | 50° |
| Input voltage DC | 200 – 240 V | | |
| Voltage protection | 2 kV L/N 2 kV L/PE | | |
| Luminaires per B16A / C16A | 27 / 45 | | |