
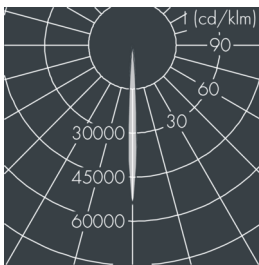
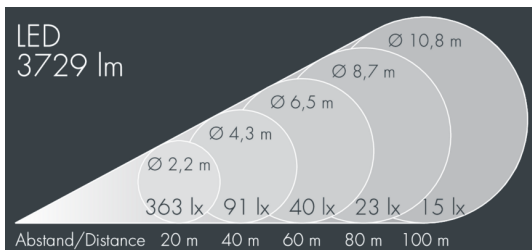


Superlight Nano 5

8 830 046 619

25 × 2,3 W, 3729 lm, 3000 K warm white, 1-10V, narrow beam 6°



Customized solutions and modifications are possible: Special RAL, DB or NCS colours as polyester powder coat, luminaires in 2700 K and other colour temperatures and versions for high ambient temperature.

Specification text

housing made of corrosion-resistant die-cast aluminum AlSi12, polyester powder coated by high-quality and UV-stabilized coating process, Colour: black RAL 7021, all exterior parts are stainless steel, tempered safety glass, anti-reflective coating from 1 side, dark screenprint, silicon gasket, mounting bracket powder coated aluminum with tilt scale: 2 long holes Ø 8.5 mm, spacing 50 - 70 mm, 1 centre hole Ø 12.5 mm, tilt range: 120°, cable gland: 2 x M20, cable entry: 2, connecting terminal: 5 pole, highly efficient optics made of transparent thermoplastic for precise lighting tasks, integral 1-10 V driver, CRI > 80, max 2 SDCM, service life L90/B10 > 50.000 h, Beam angle (FWHM): 6°, luminous flux: 3729 lm, wattage: 57 W, delivered lumens 66 lm/W, protection type IP67, protection class I, impact resistance IK08, windage area 0,03 m², dimensions (L×H×W): 165 × 125 × 165 mm, weight 3,05 kg

The modular luminaire design makes the replacement of components possible. The product meets the demands of the applicable EU guidelines and product safety regulations and bears the CE and ENEC marks.



IP67 IK08

Specification

| | | | |
|----------------------------|----------------------|-----------------------------|--------------------|
| Wattage | 57 W | Beam angle (FWHM) | 6° |
| Delivered lumens | 66 lm/W | Housing colour | black RAL 7021 |
| Light source | LED 3000 K | Power supply cable | Ø 6 – 13 mm |
| Color Rendering Index | CRI > 80 | Protection type | IP67 |
| Colour tolerance | max 2 SDCM | Protection class | I |
| Lifetime ta 25° C | L90/B10 > 50.000 h | Impact resistance | IK08 |
| Control gear | 1-10V | Windage area | 0,03m ² |
| Input voltage AC | 110 – 240 V | Dimensions | 165 × 125 × 165 mm |
| Input voltage DC | 190 – 250 V | Weight | 3,05 kg |
| Voltage protection | 4 kV L/N 5 kV L/PE | Max. ambient temperature ta | 35° |
| Luminaires per B16A / C16A | 30 / 51 | | |