
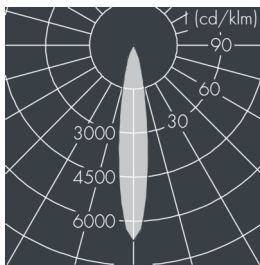
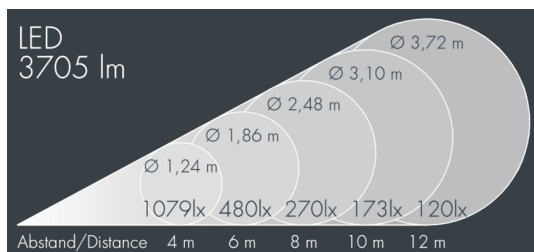


Superlight Compact LED

8 890 066 149

48 W, 4390 lm, 3000 K warm white, DALI, medium wide beam 18°



Customized solutions and modifications are possible: Special RAL, DB or NCS colours as polyester powder coat, luminaires in 2700 K and other colour temperatures and versions for high ambient temperature.

Specification text

housing made of die-cast aluminum ALSi12, polyester powder coated by high-quality and UV-stabilized coating process, Colour: white RAL 9002, all exterior parts are stainless steel, tempered safety glass, anti-reflective coating from 1 side, dark screenprint, silicon gasket, closure with 4 stainless steel screws, powder coated aluminum mounting bracket with tilt scale: 2 drilled holes Ø 8.5 mm, spacing 70 mm, 1 centre hole Ø 17 mm, tilt range: 120°, cable gland: M20, connecting terminal: 5 pole, highly efficient anodized rotationally symmetrical reflector with matt finish, integral driver (DALI), CRI > 80, max 2 SDCM, service life L90/B10 > 50.000 h, Beam angle (FWHM): 18°, luminous flux: 4390 lm, wattage: 48 W, delivered lumens 91 lm/W, protection type IP67, protection class I, impact resistance IK08, windage area 0,04 m², dimensions (L×H×W): 140 × 163 × 190 mm, weight 2.6 kg

The modular luminaire design makes the replacement of components possible. The product meets the demands of the applicable EU guidelines and product safety regulations and bears the CE and ENEC marks.



IP 67 IK 08

Specification

| | | | |
|----------------------------|----------------------|-----------------------------|--------------------|
| Wattage | 48 W | Beam angle (FWHM) | 18° |
| Delivered lumens | 91 lm/W | Housing colour | white RAL 9002 |
| Light source | LED 3000 K | Power supply cable | Ø 6 – 13 mm |
| Color Rendering Index | CRI > 80 | Protection type | IP67 |
| Colour tolerance | max 2 SDCM | Protection class | I |
| Lifetime ta 25° C | L90/B10 > 50.000 h | Impact resistance | IK08 |
| Control gear | DALI | Windage area | 0,04m² |
| Input voltage AC | 220 – 240 V | Dimensions | 140 × 163 × 190 mm |
| Input voltage DC | 195 – 255 V | Weight | 2,60 kg |
| Voltage protection | 4 kV L/N 2 kV L/PE | Max. ambient temperature ta | 40° |
| Luminaires per B16A / C16A | 36 / 61 | | |