
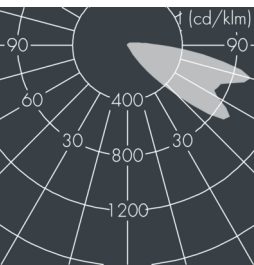
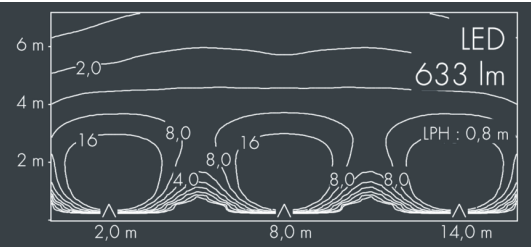


Nightpath

8 303 255 009
5 × 2,5 W, 633 lm, 4000 K neutral white,
asymmetrical 88°



Customized solutions and modifications are possible: Special RAL, DB or NCS colours as polyester powder coat, luminaires in 2700 K and other colour temperatures and versions for high ambient temperature.

Specification text

housing made of corrosion-resistant die-cast aluminum AlSi12, polyester powder coated by high-quality and UV-stabilized coating process, Colour: silver grey, all exterior parts are stainless steel, tempered prismatic safety glass, anti-reflective coating from 1 side, silicon gasket, with 4 stainless steel screws, wall box: 2 drilled holes Ø 6 mm, spacing 145 mm, cable gland: 2 cable glands, connecting terminal: 3 pole, extreme wide beam optical system, highly efficient optics made of transparent thermoplastic for precise lighting tasks, integral control gear, CRI > 80, max 2 SDCM, service life L90/B10 > 50.000 h, Beam angle (FWHM): 88°, luminous flux: 633 lm, wattage: 13 W, delivered lumens 49 lm/W, protection type IP65, protection class I, impact resistance IK08, dimensions (L×H×W): 180 × 180 × 5 mm, weight 1.8 kg

The modular luminaire design makes the replacement of components possible. The product meets the demands of the applicable EU guidelines and product safety regulations and bears the CE and ENEC marks.



Specification

| | | | |
|----------------------------|----------------------|-----------------------------|------------------|
| Wattage | 13 W | Beam angle (FWHM) | 88° |
| Delivered lumens | 49 lm/W | Housing colour | silver grey |
| Light source | LED 4000 K | Power supply cable | Ø 7 – 11 mm |
| Color Rendering Index | CRI > 80 | Protection type | IP65 |
| Colour tolerance | max 2 SDCM | Protection class | I |
| Lifetime ta 25° C | L90/B10 > 50.000 h | Impact resistance | IK08 |
| Control gear | on / off | Dimensions | 180 × 180 × 5 mm |
| Input voltage AC | 220 – 240 V | Weight | 1,80 kg |
| Input voltage DC | 195 – 240 V | Max. ambient temperature ta | 40° |
| Voltage protection | 1 kV L/N 2 kV L/PE | | |
| Luminaires per B16A / C16A | 37 / 61 | | |