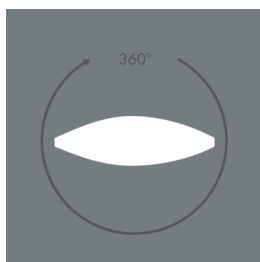
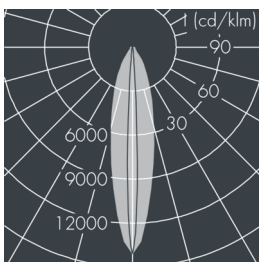
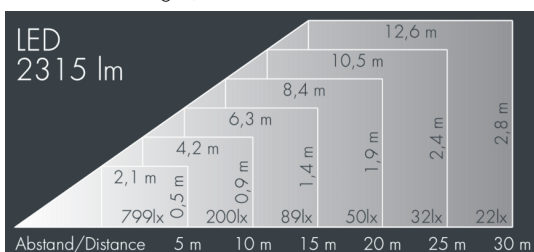


Monospot S4

8 994 265 079

6 × 7,7 W, 2315 lm, 4000 K neutral white,
linear, rotatable 5° / 24°



Customized solutions and modifications are possible: Special RAL, DB or NCS colours as polyester powder coat, luminaires in 2700 K and other colour temperatures and versions for high ambient temperature.

Specification text

housing made of corrosion-resistant die-cast aluminum AlSi12, polyester powder coated by high-quality and UV-stabilized coating process, Colour: white RAL 9002, all exterior parts are stainless steel, tempered safety glass, anti-reflective coating from 1 side, silicon gasket, closure with 3 stainless steel screws, for installation on poles \varnothing 60 - 100 mm, tiltable base made of powder coated aluminum, 2 drilled holes \varnothing 9 mm, spacing 95 mm, 1 centre hole \varnothing 13,5 mm, tilt range: 90°, 360° adjustable, cable gland: M20, connecting terminal: 3 pole, precise PMMA optics, integral driver (AC/DC), CRI > 80, max 2 SDCM, service life L90/B10 > 50.000 h, Beam angle (FWHM): 5° / 24°, luminous flux: 2315 lm, wattage: 46 W, delivered lumens 50 lm/W, protection type IP67, protection class I, impact resistance IK08, windage area 0,027 m², dimensions: \varnothing 194 mm, width 124 mm, weight 2.8 kg

The modular luminaire design makes the replacement of components possible. The product meets the demands of the applicable EU guidelines and product safety regulations and bears the CE and ENEC marks.



IP67 IK08

Specification

| | | | |
|----------------------------|-----------------------|-----------------------------|------------------------------------|
| Wattage | 46 W | Beam angle (FWHM) | 5° / 24° |
| Delivered lumens | 50 lm/W | Housing colour | white RAL 9002 |
| Light source | LED 4000 K | Power supply cable | \varnothing 6 – 13 mm |
| Color Rendering Index | CRI > 80 | Protection type | IP67 |
| Colour tolerance | max 2 SDCM | Protection class | I |
| Lifetime ta 25° C | L90/B10 > 50.000 h | Impact resistance | IK08 |
| Control gear | on / off | Windage area | 0,027m ² |
| Input voltage AC | 220 – 240 V | Dimensions | \varnothing 194 mm, width 124 mm |
| Input voltage DC | 220 – 240 V | Weight | 2,80 kg |
| Voltage protection | 6 kV L/N 10 kV L/PE | Max. ambient temperature ta | 40° |
| Luminaires per B16A / C16A | 8 / 9 | | |