
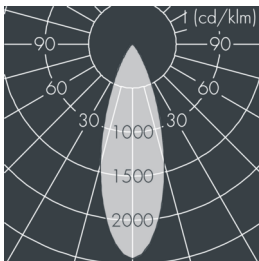
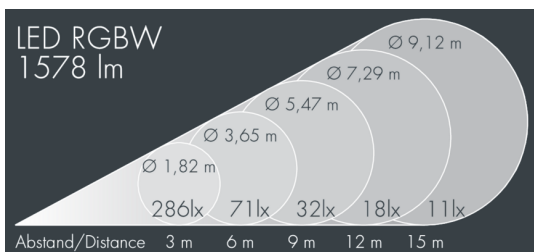


Monocube 4 RGBW

8 264 259 049

5 × max. W47 W, 1578 lm,
RGBW (3000 K) warm white, DMX,
medium wide beam 33°



Customized solutions and modifications are possible: Special RAL, DB or NCS colours as polyester powder coat, luminaires in 2700 K and other colour temperatures and versions for high ambient temperature.

Specification text

housing made of corrosion-resistant die-cast aluminum AlSi12, polyester powder coated by high-quality and UV-stabilized coating process, Colour: silver grey, all exterior parts are stainless steel, tempered safety glass, anti-reflective coating from 1 side, dark screenprint, silicon gasket, closure with 4 stainless steel screws, for installation on poles Ø 60 - 100 mm, tiltable base made of powder coated aluminum, 2 drilled holes Ø 9 mm, spacing 95 mm, 1 centre hole Ø 13,5 mm, tilt range: 90°, 360° adjustable, cable gland: 2 × M20, connecting terminal: 6 pole, precise PMMA optics, integral driver (AC/DC), service life L70/B20 > 50.000 h, Beam angle (FWHM): 33°, luminous flux: 1578 lm, wattage: 48 W, delivered lumens 33 lm/W, protection type IP65, protection class I, impact resistance IK08, windage area 0,022 m², dimensions (L×H×W): 152 × 120 × 152 mm, weight 2.7 kg

The modular luminaire design makes the replacement of components possible. The product meets the demands of the applicable EU guidelines and product safety regulations and bears the CE mark.

IP65 IK08

Specification

Wattage	48 W	Beam angle (FWHM)	33°
Delivered lumens	33 lm/W	Housing colour	silver grey
Light source	LED RGBW (3000 K)	Power supply cable	Ø 6 – 13 mm
Lifetime ta 25° C	L70/B20 > 50.000 h	Protection type	IP65
Control gear	DMX	Protection class	I
Input voltage AC	120 – 250 V	Impact resistance	IK08
Input voltage DC	120 – 250 V	Windage area	0,022m ²
Voltage protection	± kV L/N ± kV L/PE	Dimensions	152 × 120 × 152 mm
Luminaires per B16A / C16A	38 / 45	Weight	2,70 kg
		Max. ambient temperature ta	35°