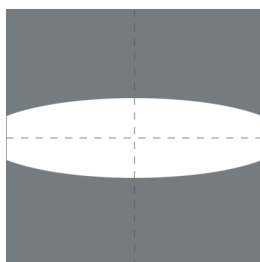
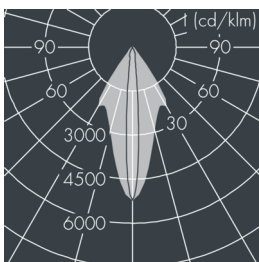
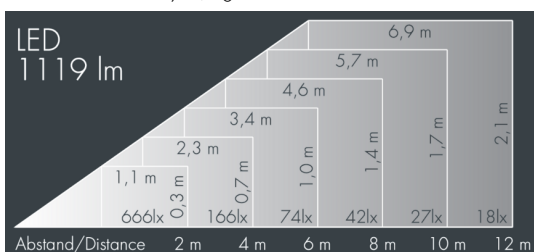




## Metaspot 1

8 245 257 039

15 W, 1119 lm, 2700 K warm white,  
linear, horizontal 9° / 36°



Customized solutions and modifications are possible: Special RAL, DB or NCS colours as polyester powder coat, luminaires in 2700 K and other colour temperatures and versions for high ambient temperature.

## Specification text

housing made of corrosion-resistant die-cast aluminum AlSi12, polyester powder coated by high-quality and UV-stabilized coating process, Colour: silver grey, all exterior parts are stainless steel, tempered safety glass, anti-reflective coating from 1 side, dark screenprint, silicon gasket, tool-free twist closure, for installation on poles Ø 60 - 100 mm, tiltable base made of powder coated aluminum, 2 drilled holes Ø 9 mm, spacing 95 mm, 1 centre hole Ø 40 mm, tilt range: 90°, 360° adjustable, cable gland: M16, connecting terminal: 3 pole, light source completely shielded, high gloss aluminium reflector, integral driver (AC/DC), CRI > 80, 3, service life L80/B10 > 50.000 h, Beam angle (FWHM): 9° / 36°, luminous flux: 1119 lm, wattage: 15 W, delivered lumens 75 lm/W, protection type IP65, protection class II, impact resistance IK08, windage area 0,026 m<sup>2</sup>, dimensions: Ø 124 mm, width 180 mm, weight 2.1 kg

The modular luminaire design makes the replacement of components possible. The product meets the demands of the applicable EU guidelines and product safety regulations and bears the CE mark.

IP65 IK08

## Specification

Wattage	15 W	Beam angle (FWHM)	9° / 36°
Delivered lumens	75 lm/W	Housing colour	silver grey
Light source	LED 2700 K	Power supply cable	Ø 6 – 11 mm
Color Rendering Index	CRI > 80	Protection type	IP65
Colour tolerance	3	Protection class	II
Lifetime ta 25° C	L80/B10 > 50.000 h	Impact resistance	IK08
Control gear	on / off	Windage area	0,026m <sup>2</sup>
Input voltage AC	220 – 240 V	Dimensions	Ø 124 mm, width 180 mm
Input voltage DC	220 – 240 V	Weight	2,10 kg
Voltage protection	2 kV L/N   4 kV L/PE	Max. ambient temperature ta	40°
Luminaires per B16A / C16A	50 / 85		