
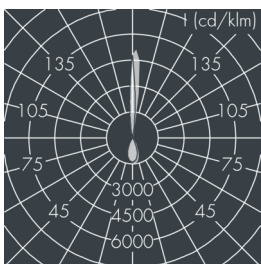
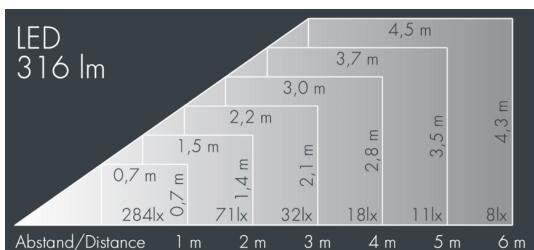


Gemini 1

8 337 241 009

2 × 2,5 W, 315 lm, 3000 K warm white,
wide beam up, narrow beam down up 45° / down 7°



Customized solutions and modifications are possible: Special RAL, DB or NCS colours as polyester powder coat, luminaires in 2700 K and other colour temperatures and versions for high ambient temperature.

Specification text

housing made of corrosion-resistant die-cast aluminum AlSi12, polyester powder coated by high-quality and UV-stabilized coating process, Colour: black RAL 7021, all exterior parts are stainless steel, tempered high efficiency safety glass, anti-reflective coating from 1 side, dark screenprint, silicon gasket, wall box: 2 drilled holes Ø 6 mm, spacing 64 mm, one cable entry for recessed or surface mounted cable Ø 7-10 mm, cable gland: Ø 7-10 mm, recessed or surface mounted cable, connecting terminal: 3 pole, highly efficient optics made of transparent thermoplastic for precise lighting tasks, integral driver (AC/DC), Beam angle (FWHM): up 45° / down 7°, luminous flux: 315 lm, wattage: 5 W, protection type IP65, protection class I, windage area 0,0099 m², dimensions (L×H×W): 86 × 110 × 69 mm, weight 0.6 kg

The modular luminaire design makes the replacement of components possible. The product meets the demands of the applicable EU guidelines and product safety regulations and bears the CE mark.

IP65

Specification

Wattage	5 W	Beam angle (FWHM)	up 45° / down 7°
Light source	LED 3000 K	Housing colour	black RAL 7021
Control gear	on / off	Protection type	IP65
		Protection class	I
		Windage area	0,0099m ²
		Dimensions	86 × 110 × 69 mm
		Weight	0,60 kg