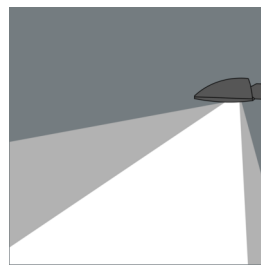
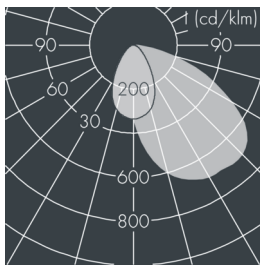
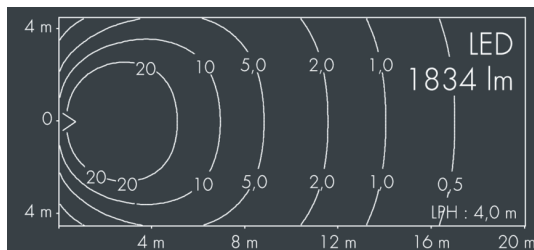


Fluxa Mini

8 290 046 169

26 W, 1834 lm, 3000 K warm white, DALI, asymmetrical 43°



Customized solutions and modifications are possible: Special RAL, DB or NCS colours as polyester powder coat, luminaires in 2700 K and other colour temperatures and versions for high ambient temperature.

Specification text

housing made of corrosion-resistant die-cast aluminum AlSi12, polyester powder coated by high-quality and UV-stabilized coating process, Colour: black RAL 7021, all exterior parts are stainless steel, tempered safety glass, anti-reflective coating from 1 side, with prismatic glass for reduced glare, silicon gasket, closure with 4 stainless steel screws, mounting bracket powder coated aluminum with tilt scale: 4 drilled holes \varnothing 8.5 mm, spacing 70 mm (120 mm), 1 centre hole \varnothing 17 mm, tilt range: 210°, cable gland: M16, connecting terminal: 5 pole, highly efficient anodized rotationally symmetrical reflector with matt finish, integral, dimmable driver (DALI), CRI > 70, max 3 SDCM, service life $L_{90/B10} > 50.000$ h, luminous flux: 1834 lm, wattage: 26 W, delivered lumens 72 lm/W, protection type IP65, protection class I, impact resistance IK08, windage area 0,047 m², dimensions (L×H×W): 250 × 89 × 185 mm, weight 2.3 kg

The modular luminaire design makes the replacement of components possible. The product meets the demands of the applicable EU guidelines and product safety regulations and bears the CE mark.

IP65 IK08

Specification

Wattage	26 W	Housing colour	black RAL 7021
Delivered lumens	72 lm/W	Power supply cable	\varnothing 7 – 9 mm
Light source	LED 3000 K	Protection type	IP65
Color Rendering Index	CRI > 70	Protection class	I
Colour tolerance	max 3 SDCM	Impact resistance	IK08
Lifetime ta 25° C	$L_{90/B10} > 50.000$ h	Windage area	0,047m ²
Control gear	DALI	Dimensions	250 × 89 × 185 mm
Input voltage AC	220 – 240 V	Weight	2,30 kg
Input voltage DC	195 – 250 V	Max. ambient temperature ta	35°
Voltage protection	2 kV L/N 4 kV L/PE		
Luminaires per B16A / C16A	50 / 85		