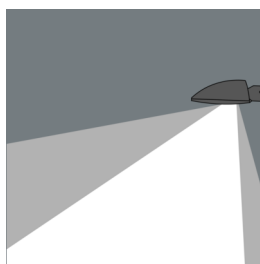
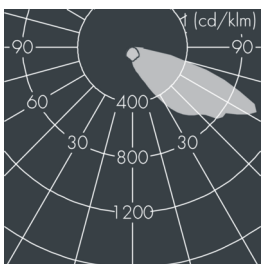
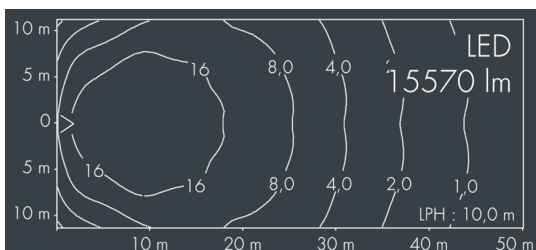


Fluxa B

8 289 065 049

2 × 79 W, 15570 lm, 4000 K neutral white, asymmetrical 65°



Customized solutions and modifications are possible: Special RAL, DB or NCS colours as polyester powder coat, luminaires in 2700 K and other colour temperatures and versions for high ambient temperature.

Specification text

housing made of corrosion-resistant die-cast aluminum AlSi12, polyester powder coated by high-quality and UV-stabilized coating process, Colour: white RAL 9002, all exterior parts are stainless steel, tempered safety glass, anti-reflective coating from 1 side, silicon gasket, closure with 4 stainless steel screws, powder coated aluminum mounting bracket with tilt scale: 4 holes Ø 8.5 mm, spacing 70 mm (120 mm), 2 drilled holes Ø 10 mm, spacing 200 mm, 1 centre hole Ø 22 mm, tilt range: 210°, cable gland: M20, connecting terminal: 3 pole, highly efficient anodized rotationally symmetrical reflector with matt finish, integral driver (AC/DC), CRI > 70, max 2 SDCM, service life L90/B10 > 50.000 h, luminous flux: 15570 lm, wattage: 157 W, delivered lumens 99 lm/W, protection type IP65, protection class I, impact resistance IK09, windage area 0,16 m², dimensions (L×H×W): 450 × 150 × 335 mm, weight 9.3 kg

The modular luminaire design makes the replacement of components possible. The product meets the demands of the applicable EU guidelines and product safety regulations and bears the CE mark.

 IP65 IK09

Specification

| | | | |
|----------------------------|-----------------------|-----------------------------|--------------------|
| Wattage | 157 W | Housing colour | white RAL 9002 |
| Delivered lumens | 99 lm/W | Power supply cable | Ø 8 – 15 mm |
| Light source | LED 4000 K | Protection type | IP65 |
| Color Rendering Index | CRI > 70 | Protection class | I |
| Colour tolerance | max 2 SDCM | Impact resistance | IK09 |
| Lifetime ta 25° C | L90/B10 > 50.000 h | Windage area | 0,16m ² |
| Control gear | on / off | Dimensions | 450 × 150 × 335 mm |
| Input voltage AC | 220 – 240 V | Weight | 9,30 kg |
| Input voltage DC | 195 – 255 V | Max. ambient temperature ta | 35° |
| Voltage protection | 6 kV L/N 10 kV L/PE | | |
| Luminaires per B16A / C16A | 5 / 10 | | |