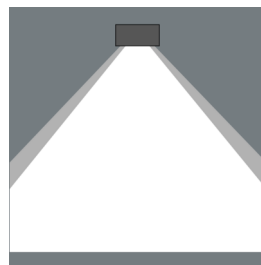
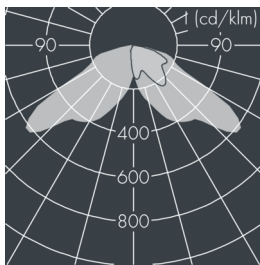
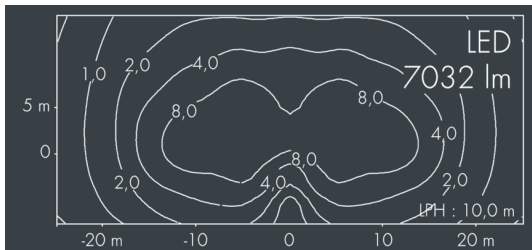


Fluxa A

8 287 355 059

2 x 31 W, 7032 lm, 4000 K neutral white,
wide beam 72° / 122°



Customized solutions and modifications are possible: Special RAL, DB or NCS colours as polyester powder coat, luminaires in 2700 K and other colour temperatures and versions for high ambient temperature.

Specification text

housing made of corrosion-resistant die-cast aluminum AlSi12, polyester powder coated by high-quality and UV-stabilized coating process, Colour: silver grey, all exterior parts are stainless steel, tempered safety glass, anti-reflective coating from 1 side, silicon gasket, closure with 4 stainless steel screws, with pole top fitter for 1 luminaire, for poles Ø 60/76 mm, with 8 M cable Ho5RN-F3G1, cable gland: M20, connecting terminal: 3 pole, highly efficient anodized rotationally symmetrical reflector with matt finish, integral control gear, CRI > 70, max 2 SDCM, service life L90/B10 > 50.000 h, Beam angle (FWHM): 72° / 122°, luminous flux: 7032 lm, wattage: 62 W, delivered lumens 114 lm/W, protection type IP67, protection class I, impact resistance IK08, windage area 0,11 m², dimensions (LxHxW): 380 x 131 x 280 mm, weight 7 kg

The modular luminaire design makes the replacement of components possible. The product meets the demands of the applicable EU guidelines and product safety regulations and bears the CE and ENEC marks.



IP 67 IK 08

Specification

| | | | |
|----------------------------|-----------------------|-----------------------------|--------------------|
| Wattage | 62 W | Beam angle (FWHM) | 72° / 122° |
| Delivered lumens | 114 lm/W | Housing colour | silver grey |
| Light source | LED 4000 K | Power supply cable | Ø 8 – 15 mm |
| Color Rendering Index | CRI > 70 | Protection type | IP67 |
| Colour tolerance | max 2 SDCM | Protection class | I |
| Lifetime ta 25° C | L90/B10 > 50.000 h | Impact resistance | IK08 |
| Control gear | on / off | Windage area | 0,11 m² |
| Input voltage AC | 170 – 260 V | Dimensions | 380 x 131 x 280 mm |
| Input voltage DC | 176 – 276 V | Weight | 7,00 kg |
| Voltage protection | 6 kV L/N 10 kV L/PE | Max. ambient temperature ta | 45° |
| Luminaires per B16A / C16A | 12 / 0 | | |