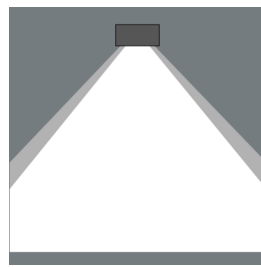
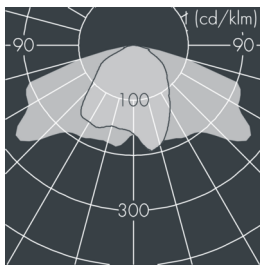
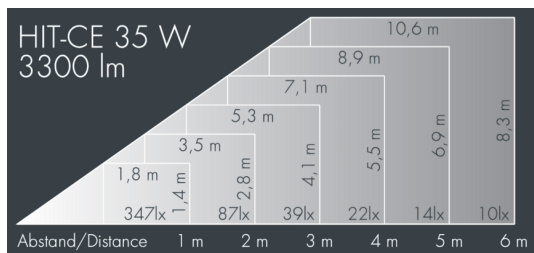


## Fluxa A

8 272 365 009

For ceramic metal halide lamps (HIT-CE)



Customized solutions and modifications are possible: Special RAL, DB or NCS colours as polyester powder coat, luminaires in 2700 K and other colour temperatures and versions for high ambient temperature.

## Specification text

housing made of corrosion-resistant die-cast aluminum AlSi12, polyester powder coated by high-quality and UV-stabilized coating process, Colour: white RAL 9002, all exterior parts are stainless steel, tempered safety glass, anti-reflective coating from 1 side, silicon gasket, closure with 4 stainless steel screws, 230 mm arm, 2 drilled holes  $\varnothing$  10.5 mm, spacing 58 mm, cable gland: M20, connecting terminal: 3 pole, high glass aluminum reflector, integral ballast and ignitor, LPF, HPF available on request, Beam angle (FWHM): 82°, luminous flux: 3300 lm, wattage: 35 W, delivered lumens 82 lm/W, protection type IP65, protection class I, impact resistance IK08, windage area 0,11 m<sup>2</sup>, dimensions (L×H×W): 370 × 150 × 275 mm, weight 9 kg

The modular luminaire design makes the replacement of components possible. The product meets the demands of the applicable EU guidelines and product safety regulations and bears the CE mark.

IP65 IK08

## Specification

Wattage	35 W	Beam angle (FWHM)	82°
Delivered lumens	82 lm/W	Housing colour	white RAL 9002
Control gear	on / off	Power supply cable	$\varnothing$ 8 – 15 mm
		Protection type	IP65
		Protection class	I
		Impact resistance	IK08
		Windage area	0,11 m <sup>2</sup>
		Dimensions	370 × 150 × 275 mm
		Weight	9,00 kg