


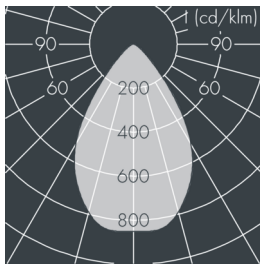
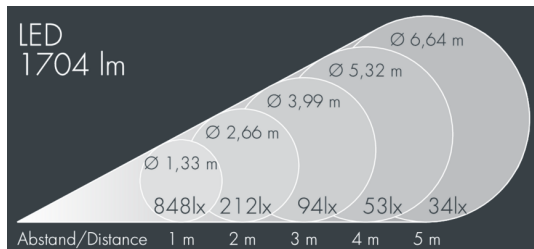


## Ecoline modular system luminaire, left

8 797 165 159

9 × 2,5 W, 1704 lm, 4000 K neutral white, DALI, wide beam 67°

L1 = 942 mm



Customized solutions and modifications are possible: Special RAL, DB or NCS colours as polyester powder coat, luminaires in 2700 K and other colour temperatures and versions for high ambient temperature.

## Specification text

housing made of extruded aluminum and corrosion-resistant die-cast aluminum AlSi12, polyester powder coated by high-quality and UV-stabilized coating process, Colour: white RAL 9002, all exterior parts are stainless steel, UV stabilised, impact-resistant polycarbonate cover with partial frosting for uniform light diffraction, silicon gasket, closure with 2 stainless steel screws, with stainless steel coupling on right side, tilt range: 220°, cable gland: M20, connecting terminal: 5 pole, highly efficient optics made of transparent thermoplastic for precise lighting tasks, CRI > 80, max 2 SDCM, service life L90/B10 > 50.000 h, Beam angle (FWHM): 67°, luminous flux: 1704 lm, wattage: 23 W, delivered lumens 76 lm/W, protection type IP65, protection class I, impact resistance IK10, windage area 0,05 m<sup>2</sup>, dimensions (L×H×W): 942 × 57 × 54 mm, weight 2,9 kg

The modular luminaire design makes the replacement of components possible. The product meets the demands of the applicable EU guidelines and product safety regulations and bears the CE and ENEC marks.



## Specification

Wattage	23 W	Beam angle (FWHM)	67°
Delivered lumens	76 lm/W	Housing colour	white RAL 9002
Light source	LED 4000 K	Power supply cable	Ø 6 – 10 mm
Color Rendering Index	CRI > 80	Protection type	IP65
Colour tolerance	max 2 SDCM	Protection class	I
Lifetime ta 25° C	L90/B10 > 50.000 h	Impact resistance	IK10
Control gear	DALI	Windage area	0,05m <sup>2</sup>
Input voltage AC	220 – 240 V	Dimensions	942 × 57 × 54 mm
Input voltage DC	195 – 255 V	Weight	2,90 kg
Voltage protection	1 kV L/N   2 kV L/PE	Max. ambient temperature ta	40°
Luminaires per B16A / C16A	28 / 46		