

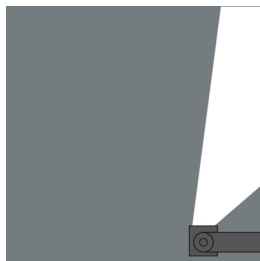
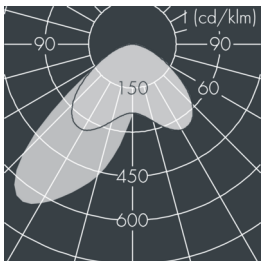
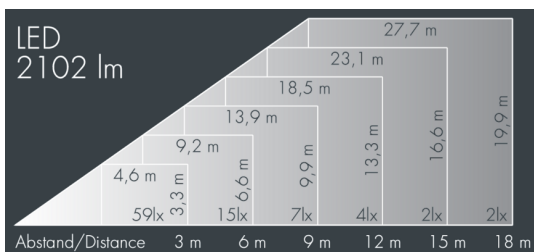


Ecoline

8 793 266 089

12 × 2,5 W, 2102 lm, 3000 K warm white, asymmetrical 36° / 64°

L1 = 1262 mm, L2 = 1215 mm



Customized solutions and modifications are possible: Special RAL, DB or NCS colours as polyester powder coat, luminaires in 2700 K and other colour temperatures and versions for high ambient temperature.

Specification text

housing made of extruded aluminum and corrosion-resistant die-cast aluminum AlSi12, polyester powder coated by high-quality and UV-stabilized coating process, Colour: white RAL 9002, all exterior parts are stainless steel, UV stabilised, impact-resistant polycarbonate cover with partial frosting for uniform light diffraction, silicon gasket, closure with 2 stainless steel screws, wall arms: 2 drilled holes Ø 6.5 mm, spacing L2, tilt range: 220°, cable gland: M20, connecting terminal: 3 pole, highly efficient optics made of transparent thermoplastic for precise lighting tasks, integral driver (AC/DC), CRI > 80, max 2 SDCM, service life L90/B10 > 50.000 h, luminous flux: 2102 lm, wattage: 30 W, delivered lumens 70 lm/W, protection type IP65, protection class I, impact resistance IK10, windage area 0,1 m², dimensions (L×H×W): 1262 × 58 × 54 mm, weight 4.1 kg

The modular luminaire design makes the replacement of components possible. The product meets the demands of the applicable EU guidelines and product safety regulations and bears the CE and ENEC marks.



IP65 IK10

Specification

| | | | |
|----------------------------|----------------------|-----------------------------|-------------------|
| Wattage | 30 W | Housing colour | white RAL 9002 |
| Delivered lumens | 70 lm/W | Power supply cable | Ø 6 – 10 mm |
| Light source | LED 3000 K | Protection type | IP65 |
| Color Rendering Index | CRI > 80 | Protection class | I |
| Colour tolerance | max 2 SDCM | Impact resistance | IK10 |
| Lifetime ta 25° C | L90/B10 > 50.000 h | Windage area | 0,1m ² |
| Control gear | on / off | Dimensions | 1262 × 58 × 54 mm |
| Input voltage AC | 110 – 240 V | Weight | 4,10 kg |
| Input voltage DC | 195 – 255 V | Max. ambient temperature ta | 40° |
| Voltage protection | 2 kV L/N 4 kV L/PE | | |
| Luminaires per B16A / C16A | 50 / 85 | | |