


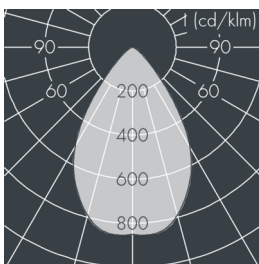
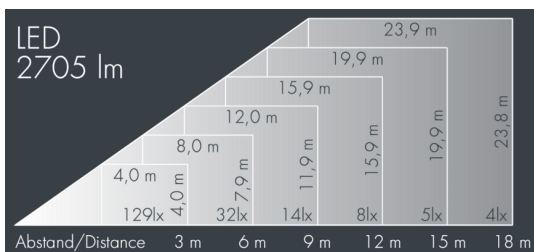


Ecoline

8 792 346 159

15 × 2,5 W, 2705 lm, 3000 K warm white, DALI, wide beam 67°

L₁ = 1562 mm, L₂ = 1515 mm



Customized solutions and modifications are possible: Special RAL, DB or NCS colours as polyester powder coat, luminaires in 2700 K and other colour temperatures and versions for high ambient temperature.

Specification text

housing made of extruded aluminum and corrosion-resistant die-cast aluminum AlSi12, polyester powder coated by high-quality and UV-stabilized coating process, Colour: black RAL 7021, all exterior parts are stainless steel, UV stabilised, impact-resistant polycarbonate cover with partial frosting for uniform light diffraction, silicon gasket, closure with 2 stainless steel screws, mounting flanges: 2 drilled holes Ø 6.5 mm, spacing L₂, tilt range: 220°, cable gland: M20, connecting terminal: 5 pole, highly efficient optics made of transparent thermoplastic for precise lighting tasks, integral driver (DALI), CRI > 80, max 2 SDCM, service life L₉₀/B₁₀ > 50.000 h, Beam angle (FWHM): 67°, luminous flux: 2705 lm, wattage: 37 W, delivered lumens 73 lm/W, protection type IP65, protection class I, impact resistance IK10, windage area 0,1 m², dimensions (L×H×W): 1562 × 57 × 54 mm, weight 5 kg

The modular luminaire design makes the replacement of components possible. The product meets the demands of the applicable EU guidelines and product safety regulations and bears the CE and ENEC marks.



Specification

| | | | |
|----------------------------|---|-----------------------------|-------------------|
| Wattage | 37 W | Beam angle (FWHM) | 67° |
| Delivered lumens | 73 lm/W | Housing colour | black RAL 7021 |
| Light source | LED 3000 K | Power supply cable | Ø 6 – 10 mm |
| Color Rendering Index | CRI > 80 | Protection type | IP65 |
| Colour tolerance | max 2 SDCM | Protection class | I |
| Lifetime ta 25° C | L ₉₀ /B ₁₀ > 50.000 h | Impact resistance | IK10 |
| Control gear | DALI | Windage area | 0,1m ² |
| Input voltage AC | 220 – 240 V | Dimensions | 1562 × 57 × 54 mm |
| Input voltage DC | 195 – 255 V | Weight | 5,00 kg |
| Voltage protection | 1 kV L/N 2 kV L/PE | Max. ambient temperature ta | 40° |
| Luminaires per B16A / C16A | 28 / 46 | | |